

Southern Technical University - SDG 17 Progress Report

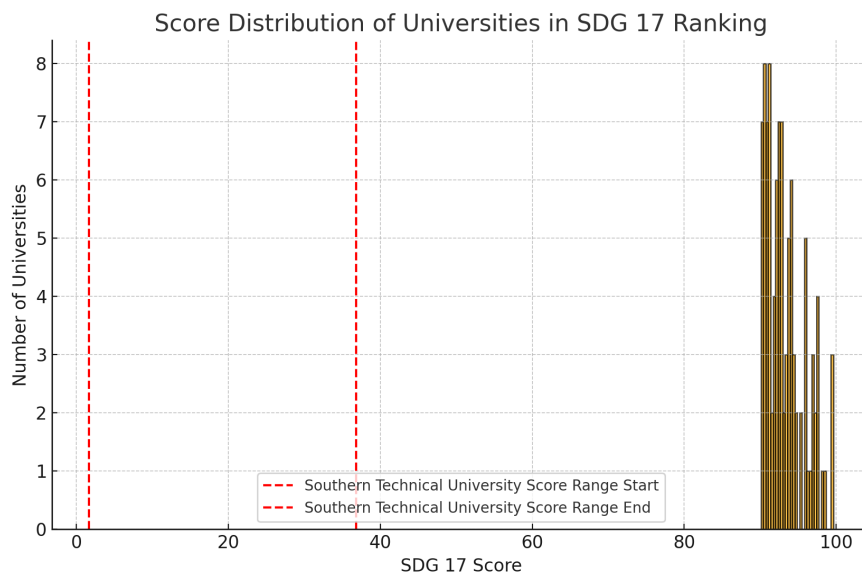
This report provides an overview of Southern Technical University's (STU) progress in achieving the United Nations Sustainable Development Goal (SDG) 17, which focuses on strengthening global partnerships for sustainable development. Data has been analyzed to assess STU's ranking, score, and performance in relation to other universities within Malaysia and globally.

1. Southern Technical University Overview

In the 2024 SDG 17 rankings, Southern Technical University (STU) is ranked at 1501+ with a score range of 1.7–36.8. This positioning indicates an opportunity for improvement in enhancing STU's partnerships and initiatives aligned with SDG 17.

3. SDG 17 Score Distribution

The following histogram illustrates the distribution of SDG 17 scores among universities globally. Southern Technical University's score range (1.7–36.8) is marked in red, indicating its position relative to other institutions.

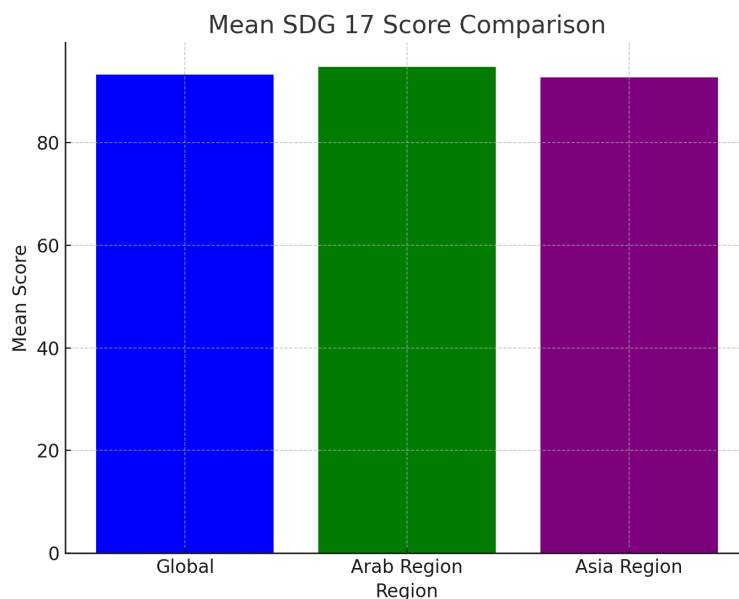


4. Progress from 2023 to 2024

Compared to the 2023 rankings, where STU was also ranked at 1001+, the current score and ranking have not changed significantly. This indicates a need for targeted improvements in partnership-building and resource-sharing initiatives to improve STU's performance in SDG 17.

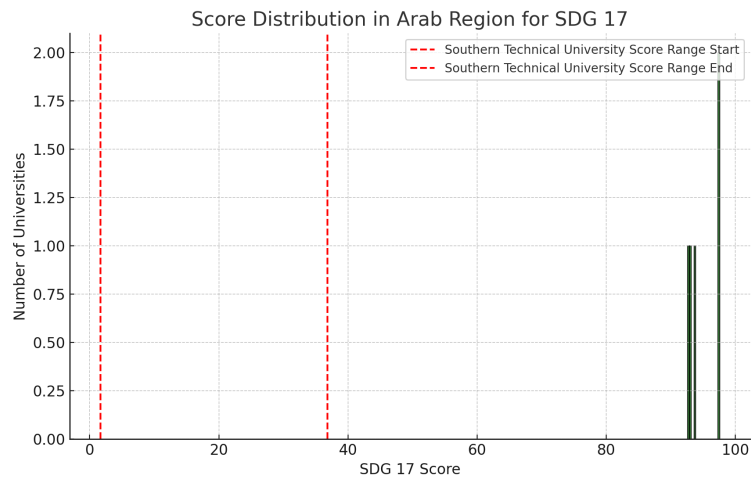
5. Mean SDG 17 Score Comparison by Region

The bar chart below compares the mean SDG 17 scores across different regions: global, Arab region, and Asia region. Southern Technical University (STU) currently falls below the average in both regional and global contexts, indicating a need to strengthen partnerships and initiatives focused on sustainable development to improve its standing.



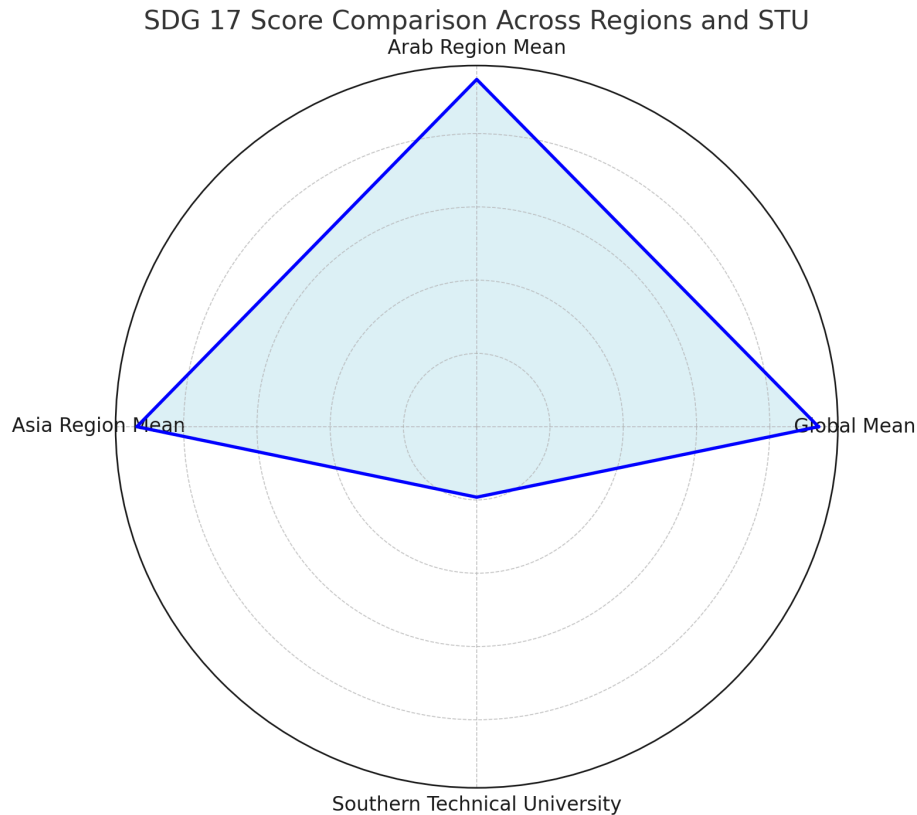
6. Score Distribution in Arab Region for SDG 17

This histogram illustrates the distribution of SDG 17 scores among universities in the Arab region. The red lines indicate STU's current score range (1.7–36.8). Compared to other institutions in the region, STU's score lies towards the lower end, suggesting that it could benefit from enhanced collaborations and development initiatives to boost its SDG 17 performance.



7. SDG 17 Score Comparison Across Regions and STU

The spider network chart below shows a holistic comparison of SDG 17 scores across global, Arab, and Asia regions, with STU's score range indicated. While regional and global scores indicate a strong commitment to SDG 17 goals, STU's position demonstrates room for development, particularly in areas such as resource-sharing and partnership building.



8. SDG 17 Performance Projections for STU

Southern Technical University (STU) in setting achievable targets for enhancing its SDG 17 performance, the chart below presents performance projections under three scenarios: 1) Baseline Projection (no significant changes in performance), 2) Moderate Improvement Projection (10% increase in score per year), and 3) Significant Improvement Projection (20% increase in score per year).

1. Baseline Projection: If STU maintains its current initiatives without major changes, it can expect minimal improvement in its SDG 17 score over the next few years, as shown by the stable gray line in the chart.

2. Moderate Improvement Projection: With incremental improvements in partnerships and sustainable practices, STU could see a gradual increase in its SDG 17 score, reaching a projected score in the 50s range by 2028. This requires a consistent effort in building collaborations and enhancing SDG-aligned activities.

3. Significant Improvement Projection: If STU invests significantly in strategic initiatives and forms strong partnerships, its SDG 17 score could improve substantially, potentially reaching a score in the high 70s by 2028. This would place STU closer to leading institutions in the SDG 17 rankings and highlight its commitment to sustainable development.

